

# LIFE CARE REGENERATION ASSOCIATION

Registered Under Societies Registration Act, XXI of 1860 Regn. No. S-57088  
An Institution & Rehabilitation Center for Child Development

## Sponsorship form for financial Assistance for Heart Surgery & Treatment

### Patient's Details

Patient Name:- Baby of SHAMSHA PARVEEN (UHID No. 11144875)

Referred by: - Dr. MUTHU JOTHI (IP APOLLO HOSPITAL)

DOB: 29-08-2020 / Age: 1.3 Yr. / Height: 90cm / Weight: 8.1Kg / Sex: Male

Disease: - (CHD) Congenital Heart Disease

Treatment Advised: - BD Glenn (Open heart surgery).

BO Shamsha is 1.3 yr old heart patient. He has got a heart disease CHD by birth. He has been evaluated by Dr. MUTHU JOTHI and found to have this disease. He advised him for CT Pulmonary Angiography followed by heart surgery; his CT Angio was done on 08-11-2020. Now he requires next procedure BD Glenn surgery as soon as possible for saving his life. His surgery will take place at IP APOLLO Hospital ND.

But Surgery & treatment is very expensive. He belongs to a poor family. His father works as Scrap dealer (Kabadi wala) in Moradabad. His annually earning is 110,000/-. There are total 3 members in the family and no any resource of the earning. Due to very poor condition of family. They are unable to afford the whole expenses (Rs. 3.5 to 4 Lacs Approx) of the surgery & treatment.

So their request to Life Care Regeneration Association 'LCRA' to sponsor the surgery and treatment expenses of the child.



Baby of SHAMSHA

### Family Details

Father Name:	Mohd. SADDAM	Age: 27 Yrs.	Education: 11 <sup>th</sup> Passed	Occupation: Kabadi Wala
Mother Name:	SHAMSHA PARVEEN	Age: 24 Yrs.	Education: 10 <sup>th</sup> Passed	Occupation: Housewife
Family members:	3 (Three)	Number of Children:- 1 Boy		
Number of Earning Person:	1 (One)	Total Annual Income: Approx. Rs. 110,000/- (One Lac Ten Thousand Only)		
Resident Address:	Rahmat Nagar, Gali No-1, Koocha Husaini Gali, Moradabad, UP-244001.			


### Medical Details

Registration No/IP No.:-	11144875	Bed No. _____	Date of Surgery. _____
Diagnosis Disease:	CHD Congenital Heart Disease		
Treatment Prescribed:	BD Glenn (Open heart surgery)		
Concerned Doctor and Surgeon Name:	Dr. MUTHU JOTHI (IP APOLLO Hospital)		

#### Expenditure for which financial assistance required:-

Total Cost of Surgery and Treatment (Approx):	Rs. 500,000/- (Five Lacs Only)
Hospital Discount:	Treatment Under Poor Patient Category (IP APOLLO Hospital)
Total Amount of Fund Required for Surgery:	Rs. 3.5 to 4 Lacs
(After Discount)	(Approx)

Hospital Name & Address  
Indraprastha Apollo Hospital  
Sarita Vihar, Mathura Road, New Delhi-76



*Dr. MUTHU JOTHI*  
Dr. MUTHU JOTHI (Sr. Consultant Pediatric Cardiac Surgeon)  
(Department of Pediatric Cardiac Sciences, IP Apollo Hospital)

#### Declaration:-

I declare that the information given above is true and I am not able and not in position to afford the treatment expenses of the child.

Life Care Regeneration Association  
Head Office:- A-223, LGF, Shivalik,  
Malviya Nagar, New Delhi-110017

Signature of the Parents/Guardian

for LCRA seal  
Authorised Signatory

Date:- 04 - 12 - 2021  
Place:- New Delhi

All Contribution to 'LCRA' are exempted from Income Tax Under Section 80G of I.T.Act,1961 DIT(E)2008-09/L-669/1186

-: Your Support Can Be Save Someone Life :-

Head Office:- A-223 LGF, Shivalik, Malviya Nagar, New Delhi-110017  
Branch Office:- B-304 LGF, Chattarpur Extn., Behind Nanda Hospital, New Delhi-110074  
Rehabilitation Center:- B-97/2, Chattarpur Extn. Nr. Nanda Hospital New Delhi-110074  
Website: www.lcraindia.org, E-mail: info@lcraindia.org  
Phone: 011-46051431, 46016644, 9910061644



Accredited by  
Joint Commission International

**Dr. Muthu Jothi**

M.B.B.S., M.S., M.Ch (CTVS)

Senior Consultant Paediatric Cardiac Surgeon



Date: 01.12.2021

To,

**The President**

**Life Care Regeneration Association**

**Shivalik Malviya Nagar,**

**New Delhi -110017**

This is to confirm that Baby of Shamsha Parveen is a known case of Cyanotic Congenital Heart Disease with Hypoplastic RV with Severe Tricuspid Stenosis with PDA. Child needs urgent open heart surgery – BD Glenn Operation. The approximate cost of surgery would be Rs. 3.5 – 4 Lacs Indian Rupees.

He belongs to a poor family and needs urgent surgery. Please come forward and help this child.

**DR MUTHU JOTHI**

Senior consultant

Paediatric cardiac surgeon

**Dr. MUTHU JOTHI**

M.B.B.S., MS, M.ch (CTVS)

Senior Consultant Paediatric Cardiac Surgeon

Reg. No : 44351

---

**WORLD CLASS HEALTH CARE**

**Indraprastha Apollo Hospitals**

Sarita Vihar, Delhi Mathura Road, New Delhi-110 076 (INDIA)


**OPD Room # 1235 Gate No. 10, 2nd Floor**

**Tel. : +91-11-71791260 / 61 Extn. 1235**

E-mail : [sjm041265@gmail.com](mailto:sjm041265@gmail.com)

**For Appointment : Contact & 📞 : Rahul # 8802003509**

## DEPARTMENT OF RADIOLOGY

**Patient Details :** Baby Of SHAMSHA PARVEEN | Male | 1Yr 2Mth 10Days  
**UHID :** APD1.0011144875 **Patient Location:** OP  
**Patient Identifier:** DEL1OPP3333303   
**DRN :** 321511945 **Completed on :** 08-NOV-2021 15:05  
**Ref Doctor :** Dr. MUTHU JOTHI

### C.T. PULMONARY ANGIO

#### **Provisional Diagnosis/Clinical Data :**

Volumetric scanning of pulmonary angiogram done in 160 slices MDCT scanner and images evaluated in PACS workstation.

#### **Report ::**

Follow up case of BT shunt.

There is significant dilatation of the right atrium with a small right ventricle (known case of tricuspid stenosis).

There is narrowing at the RVOT, which continues as the main pulmonary trunk.

The main pulmonary artery measures 13mm, left pulmonary artery measures 7mm, while right pulmonary artery measures 4.8mm.

There is a short segment of significant luminal narrowing and wall irregularity in the mid portion of right pulmonary artery at the site of BT shunt anastomosis.

BT shunt is seen arising from the under surface of right innominate artery is attenuated in caliber and measures 16mm.

Multiple small MAPCA's is seen from RIMA and the aortic arch extending into the right pulmonary hilum (secondary to RPA narrowing).

No significant MAPCA's is noted on left side.

Aortic arch is left sided and origin of great vessels from the arch is normal.



Baby Of SHAMSHA PARVEEN

APD1.0011144875

DEL1OPP3333303

**C.T. PULMONARY ANGIO**

There is significant dilatation of bilateral IJV, SVC, IVC, hepatic veins with cirrhotic changes in liver - secondary to right heart dysfunction.

Bilateral pulmonary veins are normal in caliber and open into the left atrium.

There is minimal bilateral pleural effusion.

Bilateral lungs are clear.

Trachea and main bronchi are normal.



DR. SANDEEP VOHRA

Sr. Consultant



भारत सरकार  
Government of India

भारतीय विशिष्ट पहचान प्राधिकरण  
Unique Identification Authority of India


नामांकन क्रम/ Enrolment No.: 0000/00619/55983

Download Date: 31/01/2020

To  
शमशा परवीन  
Shamsha Parveen  
C/O Mohd Saddam  
Rahmat nagar  
Gali no 1  
Rahmat nagar  
Koocha husaini gali  
Moradabad  
Sitapuri  
Moradabad Uttar Pradesh - 244001

Issue Date: 16/01/2020

Signature Not Verified  
Digitally signed by A/S  
UNIQUE IDENTIFICATION  
AUTHORITY OF INDIA SA  
Date: 2020.01.16 20:39:52  
IST



आपका आधार क्रमांक / Your Aadhaar No. :

**4835 5350 2006**

VID : 9149 7481 5138 9985

मेरा आधार, मेरी पहचान



भारत सरकार  
Government of India



शमशा परवीन  
Shamsha Parveen  
जन्म तिथि/DOB: 15/07/1997  
महिला/ FEMALE

Issue Date: 16/01/2020

Download Date: 31/01/2020

**4835 5350 2006**

VID : 9149 7481 5138 9985

मेरा आधार, मेरी पहचान

